



MONTHLY SUMMARY

- The majority of benchmark stock indices in Africa declined in February, due to the spillover effect of the deteriorating global investor sentiment induced by coronavirus.
- The structural disinflation in Egypt continued, as core inflation remained depressed, at 2.7% YoY in January.
- Although real GDP growth in Nigeria rose to 2.6% YoY in 4Q19, growth in the non-oil economy remained slow, whilst the structure of it was frail.

PERFORMANCE OVERVIEW

	2013	2014	2015	2016	2017	2018	2019	2020
JAN	2.9%	-4.8%	1.9%	-6.1%	-0.5%	-2.6%	0.8%	0.2%
FEB	3.4%	0.2%	-2.6%	1.5%	5.9%	3.9%	-1.3%	-5.1%
MAR	1.5%	-0.2%	3.1%	4.9%	-4.0%	-1.0%	1.6%	
APR	-3.0%	1.7%	-3.2%	2.6%	-2.2%	1.1%	4.1%	
MAY	7.4%	1.7%	-4.4%	-5.8%	1.3%	-4.7%	0.1%	
JUN	-6.1%	-0.9%	-3.8%	11.6%	-1.5%	-5.2%	0.6%	
JUL	3.6%	0.3%	-6.7%	6.4%	0.2%	3.5%	-1.0%	
AUG	-3.5%	2.1%	-7.5%	-4.5%	3.8%	-4.0%	-0.7%	
SEP	0.8%	0.7%	0.2%	3.5%	-6.1%	-4.4%	-2.0%	
OCT	5.0%	-1.1%	-2.7%	7.4%	0.3%	-5.2%	-5.3%	
NOV	-0.9%	-2.2%	-2.7%	-10.9%	2.7%	3.7%	0.1%	
DEC	1.1%	-3.1%	1.7%	5.0%	8.1%	-0.2%	-0.2%	
ANNUAL	12.2%	-5.5%	-24.2%	14.0%	7.3%	-14.7%	-3.3%	-4.9%



PERFORMANCE SUMMARY:

1 Month:	-5.1%	1 Year:	-7.6%
3 Months:	-5.1%	3 Years:	-20.2%
6 Months:	-11.8%	Inception:	-28.7%
Year to Date:	-4.9%	Annualised:	-3.5%

VOLATILITY

1Y 12.6%

3Y* 13.6%

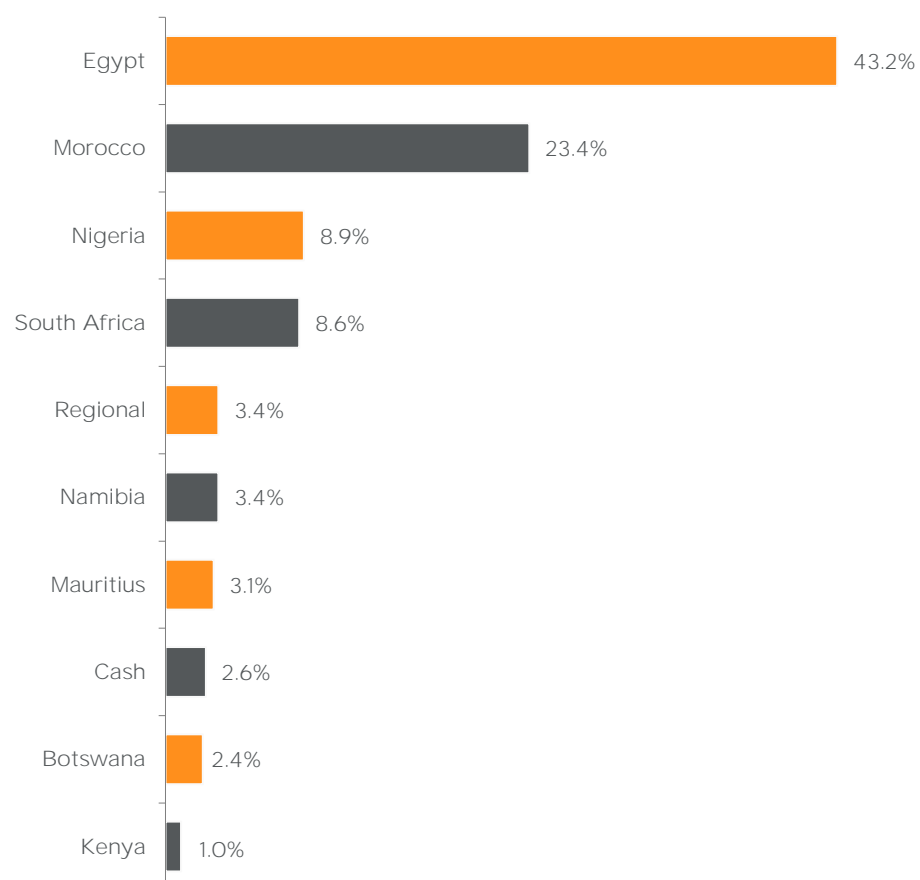
**Where the share class has not been running for 3 years, the volatility figure displayed is since the inception of the share class*

TURNOVER**

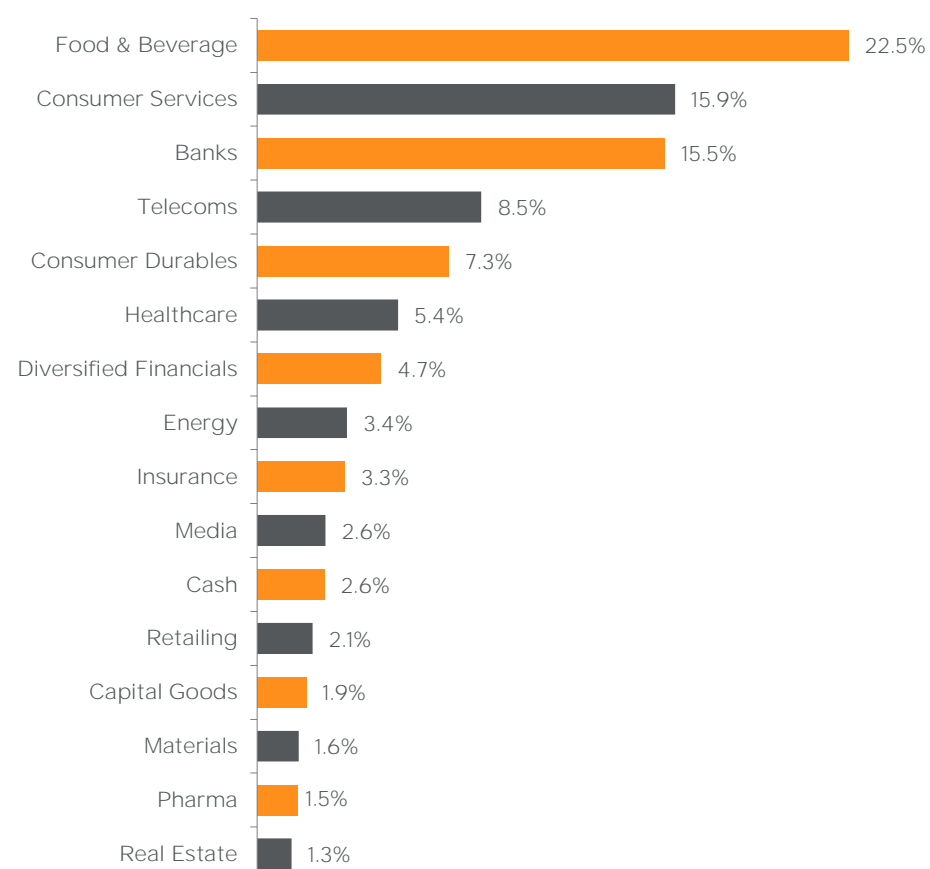
14.7%

***Average turnover of holdings (annualised) since the fund's inception*

GEOGRAPHIC ALLOCATION



SECTOR ALLOCATION



MONTHLY UPDATE

The majority of the benchmark stock indices in Africa declined in February, due to the spillover effect of the deteriorating global investor sentiment induced by the coronavirus. In this context, the Moroccan country index (-2.3% in USD) and Egyptian Hermes index (-8% in USD) were not impacted as badly as the South African TOP40 index (-12.9% in USD).

The structural disinflation in Egypt continued, as core inflation remained depressed, at 2.7% YoY in January. Headline inflation slightly rose, to 7.2% YoY, as favourable base-year effects continued to wear off. Although inflation continued to undershoot the inflation target, the central bank remained on a wait-and-see stance by keeping the policy rate stable at 13.25%. Should inflationary pressures remain contained, the Egyptian central bank will likely continue to reduce interest rates later in 2020, in our view.

Macro indicators in South Africa implied that the country's economy continues to go through a prolonged period of sluggish growth: manufacturing production decreased 5.9% YoY in December, whilst private sector credit growth slowed to 5% YoY in January. PMIs remained in the contractionary territory suggesting further economic weakness going forward. On the 26th February, the Finance Ministry released the updated budget for the following fiscal years. The budget bill did not provide enough comfort that the government has a comprehensive plan to stabilise the sharply rising public debt trajectory nor to clamp down on fiscal deficit.

Although real GDP growth in Nigeria rose to 2.6% YoY in 4Q19, growth in the non-oil economy remained slow, whilst the structure of it was frail. High inflation persisted, as the headline inflation gauge further accelerated to 12.1% YoY in January, barring the central bank from shifting to a more dovish stance.

The best performing shares within the Alquity Africa Fund in February were the following: Mutandis (Morocco, consumer goods), Fawry (Egypt, payments processor) and CIRA (Egypt, private education). In contrast, Guaranty Trust Bank (Nigeria), Nestle Nigeria (consumer staples) and Discovery (South Africa, insurance) were the largest detractors.

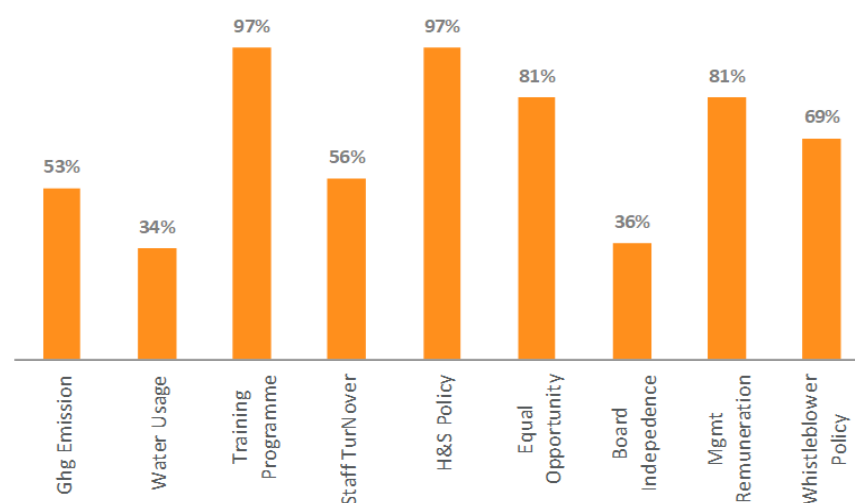
TOP 10 HOLDINGS

1.	Commercial International Bank	7.2%
2.	Label Vie	6.9%
3.	Edita	5.9%
4.	Cira	5.6%
5.	Cleopatra Hospitals	5.4%
6.	Maroc Telecom	4.5%
7.	Brasseries du Maroc	4.4%
8.	Mutandis	4.3%
9.	Nestle Foods Nigeria	3.8%
10.	Domty	3.8%

ESG: IMPACT MEASURES

For all portfolio holdings, we track a set of Key Progress Indicators "KPIs" that represent a general set of transparency and ESG standards we want all firms to meet over time. In each case, the assessment has a financial motivation and an associated positive potential impact in line with the principles of the UN Global Compact. The chart summarises the where we stand in relation to the KPIs for all the portfolio holdings. These KPIs support our engagement activity with our holdings. Please contact us or refer to our Responsible Investment brochure for full details.

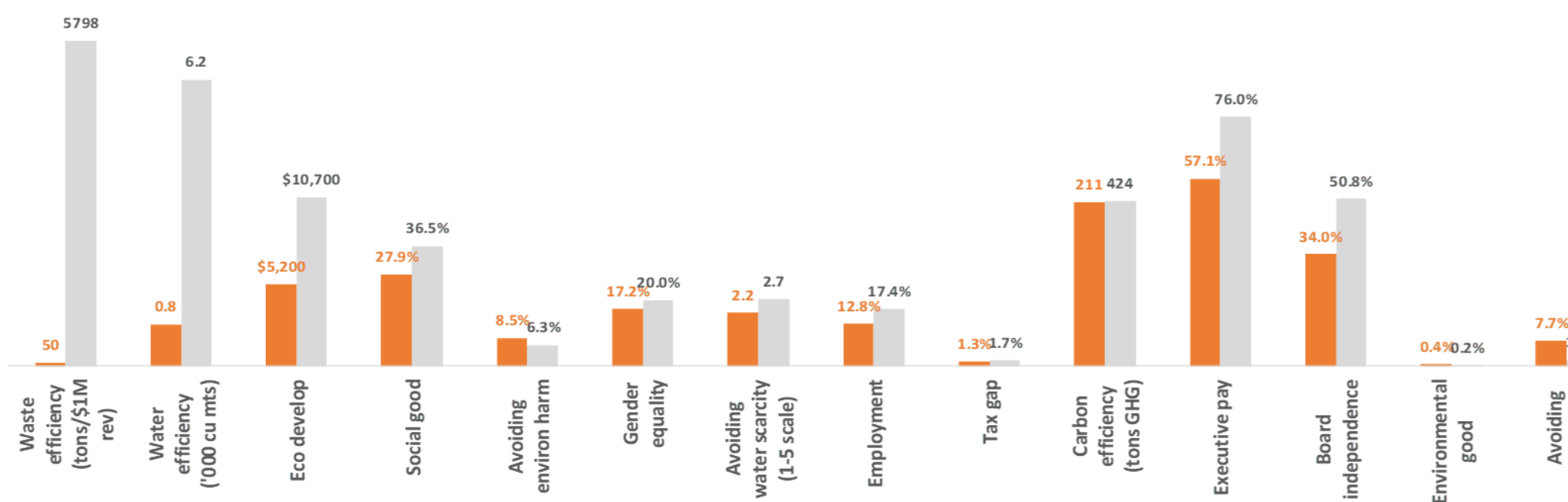
Holdings meeting each KPI standard - % of companies



Source: Alquity. Portfolio overview as of 30 September 2019

ESG : KEY PROGRESS INDICATORS

The performance of Alquity's Africa fund against the benchmark ¹



¹ Impact Cubed Assessment, Impact Cubed (November 2019)

TRANSFORMING LIVES

We donate a proportion of our fees from the Alquity Africa Fund to charity partners in the region, reinforcing our belief that social progress should also lead to financial success.

DONATIONS GENERATED BY THE AFRICA FUND:	\$753,357
LIVES TRANSFORMED DIRECTLY:	16,814
LIVES TRANSFORMED INDIRECTLY:	27,081

Total Lives Transformed by Alquity



Total Donations generated by Alquity



Data correct at 31 Jan 20

Source: Alquity Transforming Lives Foundation

FUND FACTS

Fund :	Alquity Africa Fund
Share Class :	B Class
Inception Date :	25/08/2010
Fund AUM :	US\$ 9.8m
Number of Holdings :	32
Fund Structure :	UCITS IV SICAV
Domicile :	Luxembourg
Liquidity :	Daily
Fund Manager :	Roberto Lampl
Morningstar Rating :	★
Minimum Investment :	£5,000
Annual Management Fee :	1.90%
Performance Fee :	20% (with hurdle & high watermark)
ISIN :	LU0455925965
SEDOL :	B45MV94
Bloomberg Ticker :	ALQAFBG

FUND OBJECTIVE

The Alquity Africa Fund is equity focused and targets attractive risk-adjusted returns over the long-term by investing in public companies across the African continent. Our portfolio is unconstrained and emphasises long-term themes, transparency and alignment of management. This is achieved by a fundamental process which incorporates both financial valuation and Environmental, Social and Governance analysis of material non-financial factors.

CONTACT US

Alquity Investment Management Limited
9 Kingsway, London, WC2B 6XF, UK
Tel: +44 (0)207 5577 850

Find us online:

alquity.com



For more information about the Alquity Transforming Lives Foundation please visit www.alquityfoundation.org



This document has been issued and approved by Alquity Investment Management Limited which is authorised and regulated by the Financial Conduct Authority. This document is a marketing communication and is intended solely for distribution to investment professionals as defined in Article 19 of the Financial Services and Markets Act 2000 (Financial Promotion Order) 2005. If you are an individual who would like more information about Alquity's Funds, please go to www.alquity.com.

The Alquity Africa Fund, the Alquity Asia Fund, the Alquity Future World Fund, the Alquity Indian Subcontinent Fund and the Alquity Latin American Fund are all sub-funds of the Alquity SICAV ("the Fund") which is a UCITS Fund and is a recognised collective investment scheme for the purposes of the Financial Services and Markets Act 2000 of the United Kingdom (the "FSMA"). This does not mean the product is suitable for all investors and as the Fund is invested in emerging market equities, investors may not get back the full amount invested.

This document has been provided for information purposes only and does not constitute an offer or solicitation to purchase or sell interests in the Fund. The information contained in this document shall not under any circumstances be construed as an offering of securities in any jurisdiction where such an offer or invitation is unlawful. The Fund is currently registered for sale in a limited number of countries and the Prospectus should be referred to before promoting a share class of a sub-fund as promotion of the Fund where it is not registered may constitute a criminal offence. The current prospectus and simplified prospectus are available free of charge from Alquity Investment Management Limited, 9 Kingsway, London, WC2B 6XF or by going to www.alquity.com.

SWISS INVESTORS:

The prospectus, the Articles of Association, the Key Investor Information Document "KIID" as well as the annual and semi-annual report of the Fund is available only to Qualified Investors free of charge from the Representative. In respect of the units distributed in Switzerland to Qualified Investors, place of performance and jurisdiction is at the registered office of the Representative. Funds other than the Luxembourg domiciled Alquity SICAV mentioned in this document may not be admitted for distribution in Switzerland. Swiss Representative: FIRST INDEPENDENT FUND SERVICES LTD., Klausstrasse 33, 8008 Zurich. Swiss Paying Agent: Neue Helvetische Bank AG, Seefeldstrasse 215, CH-8008 Zurich.