

FUND FACTSHEET

JUPITER MERIAN GLOBAL EQUITY ABSOLUTE RETURN FUND

I CLASS | USD | ACCUMULATION

AS AT 28 FEBRUARY 2021

EQUITIES

FIXED INCOME

ALTERNATIVES

FUND MANAGEMENT TEAM

The fund is managed by Ian Heslop (head of team) and Amadeo Alentorn, supported by three senior analysts, Yuangao Liu, Matus Mrazik and James Murray, senior quantitative developer Sean Storey and quantitative developer Tarun Inani. The fund managers have been working together for over 16 years and their exclusive focus is managing equity strategies.


INVESTMENT OBJECTIVE AND APPROACH

The objective of the Fund is capital appreciation while closely controlling risk. The fund aims to deliver absolute returns over rolling 12 month periods that have a low correlation with equity and bond markets, through a market neutral portfolio of global equity investments with long positions typically taken in the stocks determined most likely to deliver a positive relative return, and short positions typically taken in the stocks determined most likely to deliver a negative relative return. In seeking to achieve its investment objective, the fund will aim to deliver a return, net of fees, in excess of the Federal Reserve Funds Target Rate over rolling 3 year periods. For performance measurement purposes, the cash benchmark will differ for non-base currency classes. The Fund also aims to achieve its objective within an annualised volatility limit of 6 per cent.

The team's approach is to rigorously assess companies against criteria including stock price valuation, balance-sheet quality, growth characteristics, efficient use of capital, analyst sentiment, and supportive market trends.

The team builds a diversified portfolio of stocks that is expected to outperform in the current macroeconomic environment, while applying stringent risk-management techniques, carefully controlling turnover and trading costs, and maintaining strict limits on sector and stock positions.

ELITE FUND
rated by FundCalibre.com



SUMMARY STATISTICS \$ (I SHARE CLASS)

Share Price	\$1.5480	Annualised Performance (since launch)	3.8%
Fund Size (in fund currency)	\$1,524.4m	Annualised Volatility (since launch)	5.1%
Total Number of Holdings	825	Sharpe Ratio (since launch)	0.6
Total Long Positions	420	Correlations vs. (USD I Share class):	
Total Short Positions	405	JPM GBI Global TR Hdg USD (from 1st July 2009)	-0.03
Net Exposure	0.3%	MSCI World NR USD	-0.11
Gross Exposure	197.7%		

The Volatility Target is not a guarantee, may not be achieved and a capital loss may occur. Funds which have a higher performance aim generally take more risk to achieve this and so have a greater potential for the returns to be significantly different than expected.

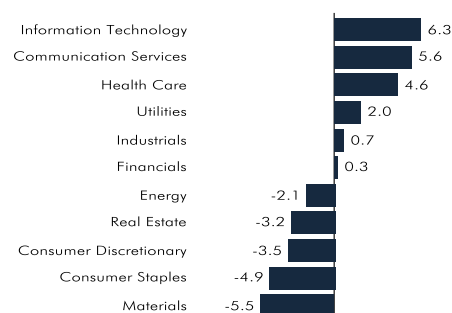
TOP 5 LONG POSITIONS %

NOVATEK MICROELECTRONICS CORP.	1.3
T&D HOLDINGS, INC.	1.2
VIVENDI SE	1.1
REALTEK SEMICONDUCTOR CORP	1.1
NORDEA BANK ABP	1.1

TOP 5 SHORT POSITIONS % (BY INDUSTRY)

MATERIALS	-1.2
REAL ESTATE	-1.1
CONSUMER DISCRETIONARY	-1.1
INFORMATION TECHNOLOGY	-1.1
CONSUMER DISCRETIONARY	-1.1

NET SECTOR BREAKDOWN (%)



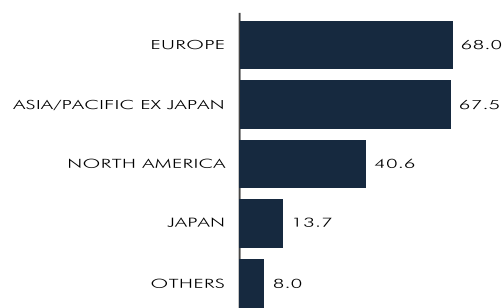
IAN HESLOP, AMADEO
ALENTORN
CO-FUND MANAGERS

FUND AND SHARE CLASS INFORMATION

Umbrella	Jupiter Asset Management Series plc
Share class launch date	30 June 2009
Fund launch date	30 June 2009
Domicile	Ireland
Share class currency	USD
Benchmark	Federal Reserve Funds Target Rate
Morningstar sector	EAA OE Alt - Market Neutral - Equity
Legal structure	UCITS
Accounting date	31/12
Valuation point	12:00 GMT
Dealing frequency	Daily
Single / dual pricing	Single
ISA eligible	Yes
Settlement period	T+3
Sedol	BLP5S68
ISIN	IE00BLP5S684
Initial charge	0.00%
Annual management charge	0.75%
Ongoing charge (as at Dec 2020)	0.90%
Performance Fee	20% *
Minimum investment lump sum	USD 1,000,000
FCA Recognised	Yes

*20% of outperformance above a hurdle rate, accrued daily and payable annually, subject to a high water mark. A technical description of the performance fee can be found in the full Prospectus.

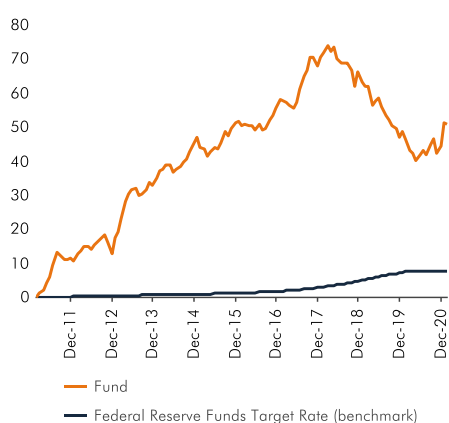
GROSS REGIONAL BREAKDOWN (%)



PERFORMANCE HISTORY (%)

(%)	Share class	Jan	Feb	Mar	Apr	May	Jun	Jul	Aug	Sep	Oct	Nov	Dec	YTD
2009	\$ class I shares							0.9	0.2	-1.7	1.5	-0.8	1.0	1.1
2010	\$ class I shares	0.5	0.3	0.6	-0.2	-1.6	-1.5	-0.4	-1.9	2.6	0.3	2.1	-0.5	0.3
2011	\$ class I shares	1.3	-0.2	1.4	0.8	1.9	1.7	3.5	3.3	-0.7	-1.0	-0.3	0.3	12.6
2012	\$ class I shares	-0.5	1.8	0.8	1.2	-0.3	-0.7	1.3	1.2	0.4	0.8	-1.6	-3.1	1.3
2013	\$ class I shares	4.2	1.4	3.0	4.2	1.8	1.1	0.3	-1.5	0.1	0.9	1.8	-0.6	17.8
2014	\$ class I shares	1.7	1.5	0.4	0.9	0.1	-1.5	0.5	0.6	1.1	0.5	1.7	1.6	9.2
2015	\$ class I shares	1.2	-2.0	-0.4	-1.5	0.9	1.1	-0.5	1.2	2.5	-0.9	1.4	1.3	4.3
2016	\$ class I shares	0.2	-0.7	0.1	-0.1	-0.1	-1.0	1.2	-0.9	0.3	1.7	0.7	1.6	2.9
2017	\$ class I shares	1.6	-0.5	-0.1	-0.7	-0.5	1.3	2.3	2.4	0.9	2.5	-0.2	-1.3	8.0
2018	\$ class I shares	1.5	0.6	1.4	-0.9	0.6	-2.0	-0.8	0.2	-0.1	-1.3	-2.7	2.6	-1.1
2019	\$ class I shares	-1.8	-0.8	-0.1	-3.4	1.0	0.6	-1.7	-1.5	-0.9	-1.3	-0.5	-1.7	-11.6
2020	\$ class I shares	1.0	-1.3	-2.2	-0.8	-1.4	1.3	0.7	-0.8	2.0	1.2	-2.9	1.5	-1.8
2021	\$ class I shares	4.9	-0.3											4.5

PERFORMANCE (TEN YEAR)



CUMULATIVE PERFORMANCE (%)

	1 month	3 month	6 month	1Y	3Y	5Y	10Y
Fund	-0.3	6.1	6.4	3.0	-12.1	0.2	51.0
Benchmark	0.0	0.1	0.1	0.3	4.6	6.4	7.8

DISCRETE PERIOD PERFORMANCE (%)

	2021 YTD	2020	2019	2018	2017	2016
Fund	4.5	-1.8	-11.6	-1.1	8.0	2.9
Benchmark	0.0	0.5	2.3	1.9	1.1	0.5

DISCRETE PERIOD PERFORMANCE (%) - year on year ending Feb 2021

	1 yr to 26/02/21	1 yr to 28/02/20	1 yr to 28/02/19	1 yr to 28/02/18	1 yr to 28/02/17
Fund	3.0	-9.5	-5.7	9.0	4.6
Benchmark	0.3	2.2	2.1	1.2	0.6

Past performance is not a guide to future performance. Source: Factset. © Morningstar. All Rights Reserved. I USD Accumulation terms. All information as at 28/02/2021 unless otherwise stated. The Jupiter Merian Global Equity Absolute Return Fund is classified in the Absolute Return sector. However, as this sector comprises funds with very different investment strategies and objectives, the fund is not benchmarked against other funds in the sector, nor against a market index.

RISK FACTORS

Investment risk - whilst the Fund aims to deliver above zero performance irrespective of market conditions, there can be no guarantee this aim will be achieved. Furthermore the Fund may exceed its volatility limit. A capital loss of some or all of the amount invested may occur.

Company shares (i.e. equities) risk - the value of Company shares (i.e. equities) and similar investments may go down as well as up in response to the performance of individual companies and can be affected by daily stock market movements and general market conditions. Other influential factors include political, economic news, company earnings and significant corporate events.

Derivative risk - the Fund uses derivatives to generate returns and/or to reduce costs and the overall risk of the Fund. Using derivatives can involve a higher level of risk. A small movement in the price of an underlying investment may result in a disproportionately large movement in the price of the derivative investment. Derivatives also involve counterparty risk where the institutions acting as counterparty to derivatives may not meet their contractual obligations.

Currency risk - the Fund can be exposed to different currencies and may use techniques to try to reduce the effects of changes in the exchange rate between the currency of the underlying investments and the base currency of the Fund. These techniques may not eliminate all the currency risk. The value of your shares may rise and fall as a result of exchange rate movements.

Stock connect risk - the Fund may invest in China A-Shares through the China-Hong Kong Stock Connect ("Stock Connect"). Stock Connect is governed by regulations which are untested and subject to change. Trading limitations and restrictions on foreign ownership may constrain the Fund's ability to pursue its investment strategy. For a more detailed explanation of risks, please refer to the "Risk Factors" section of the prospectus.

OTHER INFORMATION

Past performance is not a guide to future performance and may not be repeated. Investment involves risk. The performance data does not take account of the commissions and costs incurred on the issue and redemption of shares. The value of investments and the income from them may go down as well as up and investors may not get back the amount originally invested. Because of this, an investor is not certain to make a profit on an investment and may lose money. Exchange rate changes may cause the value of overseas investment to rise or fall.

- The Fund may be more than 35% invested in Government and public securities. These can be issued by other countries and Governments.

Your attention is drawn to the stated investment policy which is set out in the Fund's prospectus.

ONLINE

Download fund data and read investment updates
from this fund manager at
www.jupiteram.com

INVESTOR SERVICES

+353-16224499
Calls may be monitored and recorded

**Jupiter Asset Management
(Europe) Limited**

1 North Wall Quay, Dublin 1,
Ireland

Signatory of:



On the 15 February 2021, the Merian Global Equity Absolute Return Fund changed its name to the Jupiter Merian Global Equity Absolute Return Fund. This communication provides information relating to a fund known as Jupiter Merian Global Equity Absolute Return Fund (the "Fund"), which is a sub-fund of Jupiter Asset Management Series plc. Jupiter Asset Management Series plc is an investment company with variable capital established as an umbrella fund with segregated liability between sub-funds which is authorised and regulated by the Central Bank of Ireland pursuant to the European Communities (Undertakings for Collective Investment in Transferable Securities) Regulations 2011, as amended. Registered in Ireland under registration number 271517. Registered office: 33 Sir John Rogerson's Quay, Dublin 2, Ireland. The Fund has been approved for offering to non-qualified investors in or from Switzerland by the Swiss Financial Market Supervisory Authority FINMA ("FINMA"). First Independent Fund Services Ltd., Klausstrasse 33, CH-8008 Zurich is the Swiss representative and BNP Paribas Securities Services, Paris, succursale de Zurich, Selnaustrasse 16, CH-8002 Zurich is the Swiss paying agent in relation to the shares of the Fund ("Shares") distributed, offered or marketed in or from Switzerland. Accordingly, the Shares and the relevant fund documents and any offering material relating to the Fund and/or the Shares may be distributed, offered or marketed in or from Switzerland to non-qualified investors. In respect of the Shares distributed, offered or marketed in or from Switzerland, the place of jurisdiction is at the registered office of the Swiss representative. Copies of the Prospectus, the Memorandum and Articles of Association, the Key Investor Information Documents as well as the Annual and Semi-Annual reports of the Fund may be obtained free of charge from the Swiss representative, First Independent Fund Services Ltd., Klausstrasse 33, 8008 Zurich, Switzerland. In Switzerland, this material is issued by Jupiter Asset Management (Switzerland) AG ("Jupiter"), Löwenstrasse 16, 8001 Zürich, Switzerland.